

WEST POINT SCHOOL



STD : NURSERY



INSTRUCTION

***DOWNLOAD THE PDF FILE.**

***PRINT OUT THE WORKSHEETS.**

***KINDLY COMPLETE THEM ACCORDING TO THE INSTRUCTION GIVEN ON THE WORKSHEETS.**

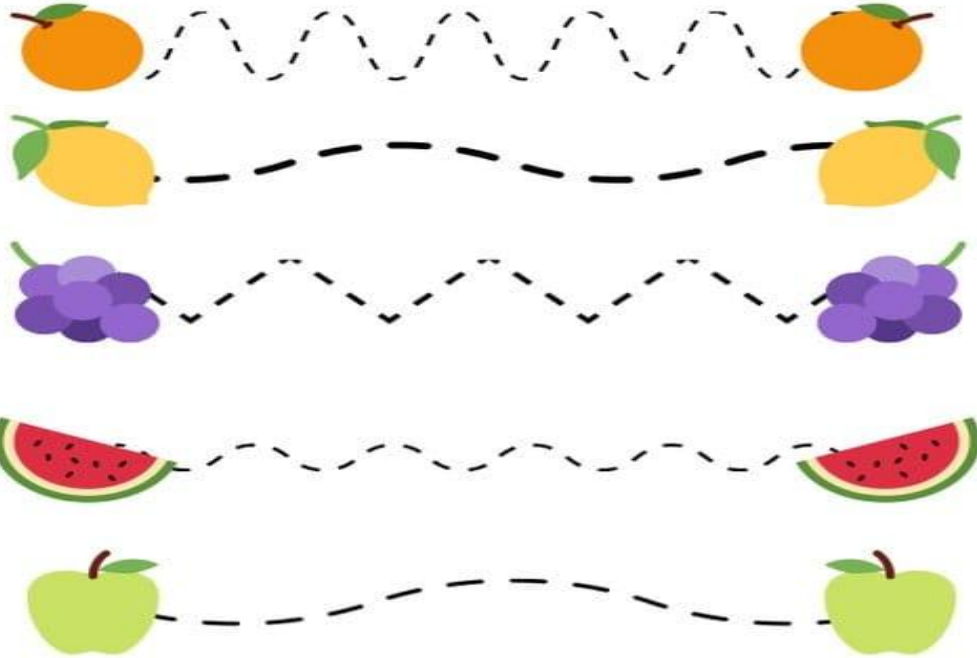
***SEND ALL THE WORKSHEETS IN A "CHANNEL FILE" ON MONDAY, 03 JUNE 2024 POSITIVELY.**




Name: _____

CONNECT THE FRUITS

Trace the line to connect the fruits.




WORKSHEET-1



WORKSHEET-2



Count the objects and write the number in the correct box.










Name:

Date:

Let's Count!

WORKSHEET-3

Cut on the dotted lines and glue each number to its matching row.



WORK SHEET: 4



Match the Alphabets with the object with the same starting Alphabet

D



c

B



b

E



d

A



a

C



e



WORKSHEET : 5


Name: _____

Date: _____

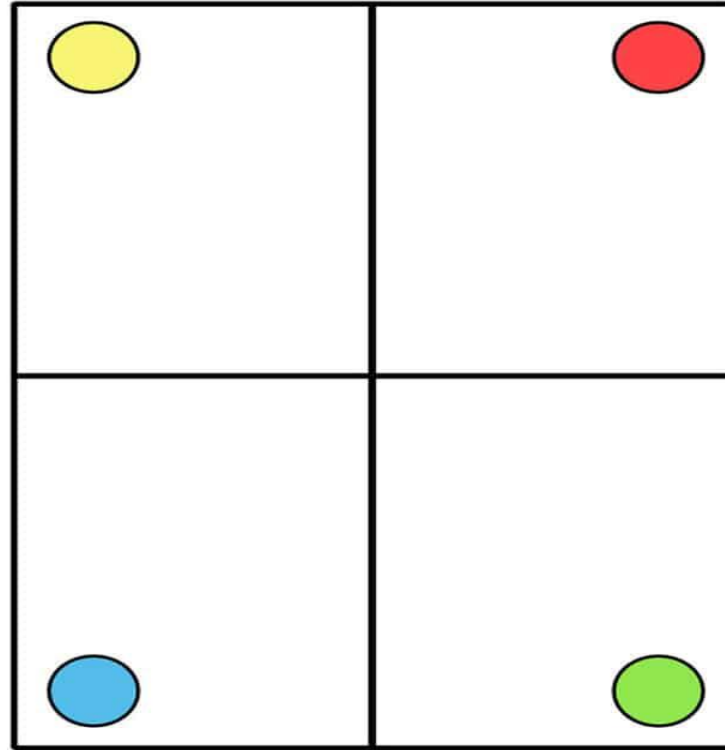
Circle and Square Lightning Bugs!

If you see a color it yellow. 

If you see a color it orange. 



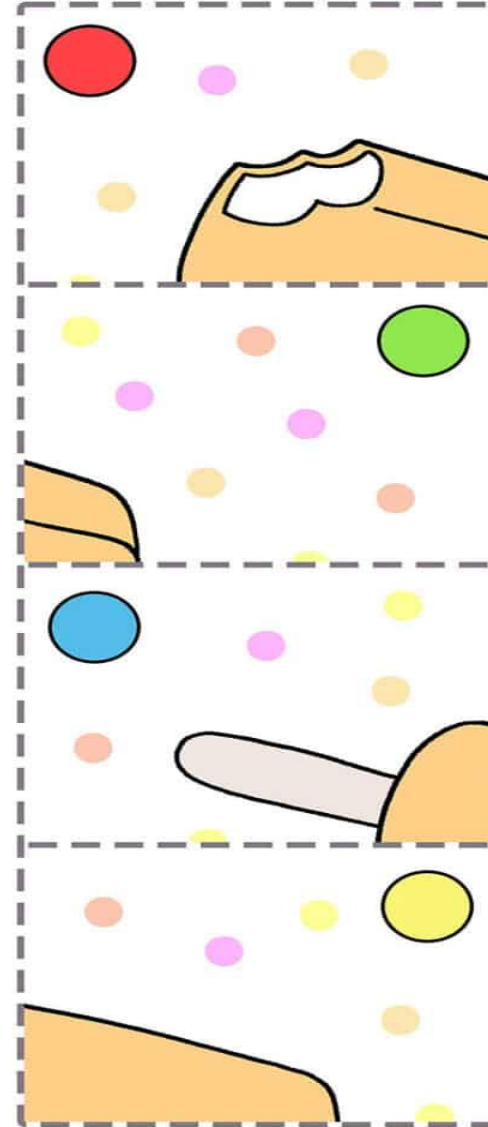
WORKSHEET : 6



What will we have for a summertime snack?

Name:

Date:



Cut out the pieces above and glue each one to its matching circle of color.

SUMMER VACATION

A vibrant illustration of a summer vacation scene. At the top, a bright yellow sun with rays is partially obscured by a white cloud. The words "SUMMER VACATION" are written in large, bold, blue, sans-serif capital letters across the top. Below the text is a large, blue wooden frame that serves as a backdrop for the central text. In the foreground, two striped lounge chairs (yellow and red) are positioned on a sandy beach, facing a small white table. A colorful beach umbrella with yellow and red stripes is open behind the table. Two palm trees with green fronds and brown trunks are situated on either side of the lounge chairs. The background shows a blue sky with a white cloud and a blue ocean horizon.

THANK YOU